

## SSA EQUALITY IMPACT AND NEEDS ANALYSIS

<b>Directorate</b>	<b>Chief Executive</b>
<b>Service Area</b>	<b>Stronger and Safer Communities</b>
<b>Service/policy/function being assessed</b>	<b>Vulnerabilities Section – Violence Against Women and Girls Provision</b>
<b>Which borough (s) does the service/policy apply to</b>	<b>Wandsworth</b>
<b>Staff involved in developing this EINA</b>	<b>Miranda Hibbert</b>
<b>Date approved by Directorate Equality Group (if applicable)</b>	
<b>Date approved by Policy and Review Manager</b> All EINAs must be signed off by the Policy and Review Manager	TBC
<b>Date submitted to Directors' Board</b>	<b>9<sup>th</sup> August 2022</b>

### 1. Summary

**Please summarise the key findings of the EINA.**

Paper [number] proposes an enhanced service for tackling violence against women and girls (VAWG). In the July Finance Committee Paper no. 22-216 pledged to make Wandsworth a safer place for women and girls through various means including increasing funding for domestic abuse (DA) response. The committee paper no. XX sets out the current provision and spend including where this funding is sourced and proposes the enhanced service with costings included.

To provide context, in Wandsworth there were 2,268 number of domestic abuse crimes and 1,909 non-crime incidents which police attended in 2021/22 and 511 domestic abuse crimes and 411 on-crime domestic incidents reported by the police in the year to date, there were 613 recorded sexual assaults in 2021/22 and 129 in the year to date. The Multi Agency Risk Assessment Conference (MARAC) provides protection and support for those with the highest risk of murder or serious harm and heard 648 cases of high-risk victims and 250 in the year to date, in 2021/22 out of the 648 cases discussed 323 (50%) included children and 601 were female victim/survivors. The independent domestic abuse advocacy (IDVA) service have had 262 referrals in the year to date and domestic abuse is the highest reason for homeless approaches.

VAWG and DA permeates all corners of society, effecting all socio-economic backgrounds, ethnicities, ages, sexualities, cultures etc. However, there are noted over and under representations. Research conducted by the MARAC (2021/22) demonstrated that most heard cases are female accounting for 93% of the 648, and black and ethnic minority clients make up 30% of cases, 6% are disabled, and 3% are LGBTQ+.

Paper no. xxx proposes changes to the resource available in the Community Safety Team to help tackle VAWG. The requested funding would provide an enhanced service to women and girls who have suffered abuse; it would meet the commitment set out in the Finance Committee report Paper no. 22-216. With additional resource the council would be able to reach a wider cohort of the community and be proactive as opposed to reactive, ensuring we are reaching into the community and targeting over-represented groups. The proposals would work towards our VAWG strategy 2022 aims of:

- Changing attitudes and behaviours
- Early identification and help
- Safety and support
- Holding perpetrators to account

## 2. Evidence gathering and engagement

### a. What evidence has been used for this assessment? For example, national data, local data via DataRich or DataWand

Evidence	Source
Written reports by educational and research institutions	Sources provided in footnotes
Local data	DataWand
National data	Government website
Regional data	Greater London Authority dataset website

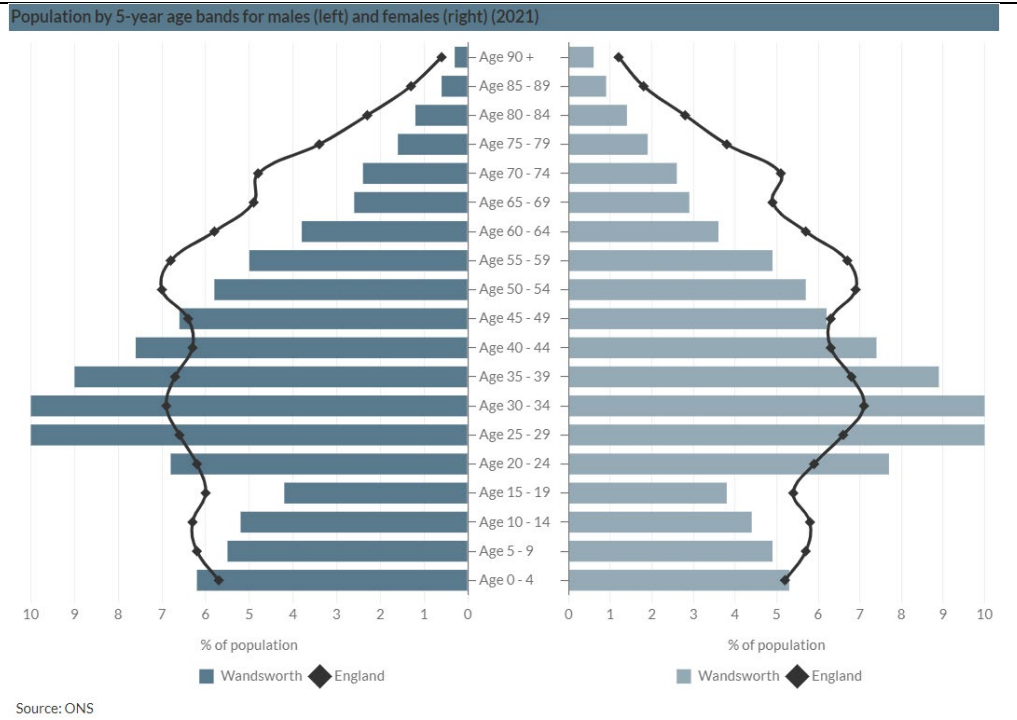
### b. Who have you engaged and consulted with as part of your assessment?

Individuals/Groups	Consultation/Engagement results	Date	What changed as a result of the consultation
Workers Unions	As the report is requesting additional staffing it was deemed appropriate to consult with the recognised unions (GMB and Unison)	28/07/2022	None

## 3. Analysis of need

### Potential impact on this group of residents and actions taken to mitigate impact and advance equality, diversity and inclusion

Protected group	Findings
Age	The 2021 census revealed that of the Wandsworth population (327,500) 75% of the population were aged 15-64, with 16% comprising ages 0-14 and 10% over 65.



The graph above shows Wandsworth having a younger age profile.

The needs assessment examining domestic abuse crime data shows that Wandsworth in comparison to the Greater London Authority (GLA) population projections for 2019 shows an over-representation of the 18-24 age group (9.4% pop vs. 16.3% crime) and an under-representation of 65+ (11.6% pop, 4.7% crime).

**The Elderly**

The Office of National Statistics (ONS) reports that “nearly one in five victims of domestic homicide (18%) were aged 70 years and over; in contrast, 1 in 20 victims of non-domestic homicide (5%) were aged 70 years and over, with the highest proportion of victims being from the younger age groups”.<sup>1</sup>

Safelives reported in 2016 that the limited pool of research which does exist on DA and older people suggests that “older women’s experiences of DA are markedly different from those in younger age groups and that these differences have not been adequately acknowledged or accounted for”.<sup>2</sup>

Rebecca Zerk at Aberystwyth University comments in relation to DA and the elderly, ‘a paucity of policy guidance and service provision that caters for the needs of people aged 60 years or over’<sup>3</sup>

**Domestic Homicide Reviews (DHRs)**

There is one ongoing DHR with an emerging recommendation in respect of enhancing engagement with the borough’s older people and support groups.

<sup>1</sup> Source: [Domestic abuse victim characteristics, England and Wales - Office for National Statistics \(ons.gov.uk\)](https://ons.gov.uk/domestic-abuse-victim-characteristics)

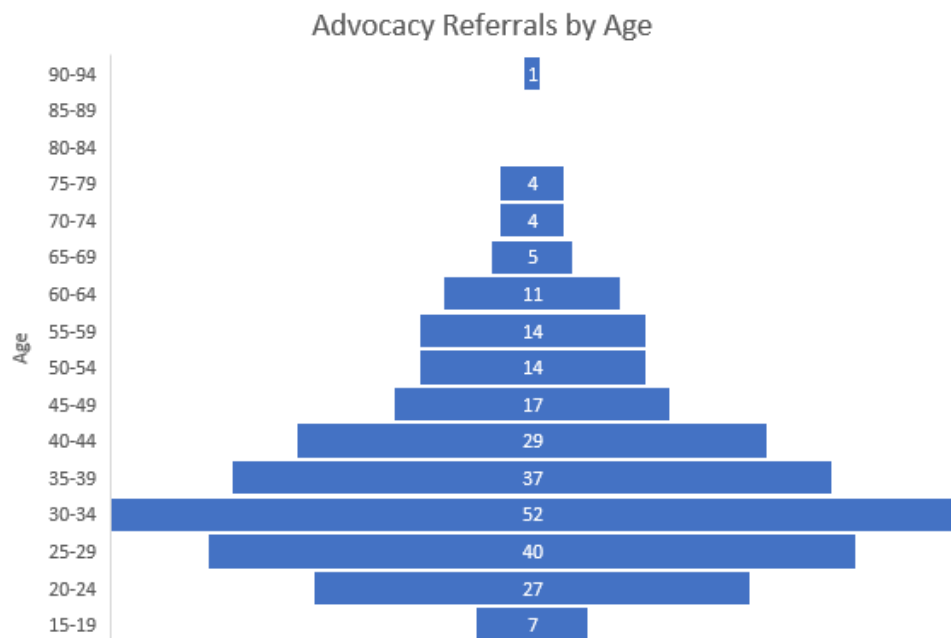
<sup>2</sup> Source: [Safe Later Lives - Older people and domestic abuse.pdf \(safelives.org.uk\)](https://safelives.org.uk/safe-later-lives-older-people-and-domestic-abuse.pdf)

<sup>3</sup> Source: Wydall, S. and Zerk, R, 2017. Domestic abuse and older people; Factors influencing help-seeking. The Journal of Adult Protection, 19(5), pp.247-260

**Local Advocacy Services**

The Q1 22/23 report provided by the advocacy service identifies the below figures for referrals and ages:

15 to 19 years	7
20 to 24 years	27
25 to 29 years	40
30 to 34 years	52
35 to 39 years	37
40 to 44 years	29
45 to 49 years	17
50 to 54 years	14
55 to 59 years	14
60 to 64 years	11
65 to 69 years	5
70 to 74 years	4
75 to 79 years	4
80 to 84 years	
85 to 89 years	
90 to 94 years	1



**Disability**

**Local Demographics**

	<p>Wandsworth has ~11% of their population registered as having a disability or impairment limiting their day-to-day activities a little/a lot. This is against London and National levels of around 13% and 16% respectively.</p> <p><b>Local Demand Levels</b></p> <p>MARACs are held to protect and support high risk victims. MARAC data is collected on the cases where victims have a disability. Levels for 2020/21 was 6% for Wandsworth.</p> <p>The numbers of survivors supported by advocacy services (in Q1 of 2022/23) flagged as physically disabled under 10 and with learning disabilities is under 10. With the increased resources set out in the committee paper the Council would be able to do targeted outreach work to reach all members of our community.</p> <p><b>Prevalence</b></p> <p>In 2015 Public Health England published a report<sup>4</sup> which reviewed the published evidence and statistical information about domestic violence affecting disabled people. It highlighted that disabled people experience disproportionately higher rates of domestic abuse. They also experience domestic abuse for longer periods of time, and more severe and frequent abuse than non-disabled people.</p> <p>Safelives reported that disabled women are twice as likely to experience domestic abuse as non-disabled women.<sup>5</sup> This is repeated in the national strategy.<sup>6</sup></p> <p>Research by Brighton University<sup>7</sup> reported that 51% of lesbian, gay, bi, transexual, queer (LGBTQ+) people who defined as having a disability and 42% of those that defined as deaf, deafened or hard of hearing that were involved in the study had experienced domestic violence and abuse. 53% of those in the LGBT group that reported to have experienced mental health issues in the last 12 months had experienced domestic violence and/or abuse.</p>
<p><b>Sex</b></p>	<p><b>National Data</b></p> <p>In the year ending March 2018, according to the British Crime Survey, an estimated 2.0 million adults aged 16 to 59 years experienced DA in the last year (1.3 million women and 695,000 men)<sup>8</sup></p> <p>In the same year, 75% of all reported 1.2million DA related offences, the victim was female.</p>

<sup>4</sup> Source: [https://assets.publishing.service.gov.uk/government/uploads/system/uploads/attachment\\_data/file/480942/Disability\\_and\\_domestic\\_abuse\\_topic\\_overview\\_FINAL.pdf](https://assets.publishing.service.gov.uk/government/uploads/system/uploads/attachment_data/file/480942/Disability_and_domestic_abuse_topic_overview_FINAL.pdf) (accessed February 2020)

<sup>5</sup> Source: <http://www.safelives.org.uk/knowledge-hub/spotlights/spotlight-2-disabled-people-and-domestic-abuse> (accessed February 2020)

<sup>6</sup> Source: [Tackling violence against women and girls strategy \(accessible version\) - GOV.UK \(www.gov.uk\)](https://www.gov.uk/government/uploads/system/uploads/attachment_data/file/480942/Tackling_violence_against_women_and_girls_strategy_accessible_version.pdf)

<sup>7</sup> [http://www.realadmin.co.uk/microdir/3700/File/CMIT\\_DV\\_Report\\_final\\_Dec07.pdf](http://www.realadmin.co.uk/microdir/3700/File/CMIT_DV_Report_final_Dec07.pdf)  
[http://link.springer.com/chapter/10.1057/978-1-137-49698-0\\_8](http://link.springer.com/chapter/10.1057/978-1-137-49698-0_8)

<sup>8</sup> Source: <https://www.ons.gov.uk/peoplepopulationandcommunity/crimeandjustice/bulletins/domesticabuseinenglandandwales/yearendingmarch2018#main-points> (accessed February 2020)

<p>Home Office Homicide Index data for the year ending March 2018 to the year ending March 2021 show that 76% of victims of domestic homicide were female (276 victims).<sup>9</sup></p> <p>The new national VAWG strategy informs us that, “for domestic abuse, sexual assault, rape and stalking those aged 16-19 and 20-24 were more likely to be victims of these crimes than any other age group. This difference across age groups is particularly apparent for sexual assault, where 12.9% of women aged 16-19 and 10.5% of women aged 20-24 had been a victim in the last year compared to 3.2% of women aged 25-34, the next highest group. Prevalence decreased as age increased”<sup>10</sup></p> <p>This same strategy highlights that “in the last 12 months 20% of women had experienced unwanted sexual comments. Furthermore, 6% had experienced being followed or threatened, and 14% had experienced unwanted non-sexual touching”.</p> <p><b>Local Data</b></p> <p>The 2021 census revealed that of the Wandsworth population (327,500) females made up 53%.</p> <p>Domestic Abuse: For 2021/22, of all domestic crime, women accounted for 73% in Wandsworth</p> <p>Sexual offences: In same year, women accounted for 86.7% of victims in Wandsworth.</p> <p>A recent review of sexual offences in Wandsworth showed that around 41% of offences were stranger offences, highlighting Wandsworth Common, Roehampton and Queenstown as areas with a higher probability of offending</p> <p><b>Modern Slavery</b></p> <p>Currently, there is no definitive source of data or suitable method available to accurately quantify the number of victims of modern slavery in the UK.<sup>11</sup> Nor is there robust local data available.</p> <p>There has been one recent local DHR, case of ‘Fleur’ where a young French woman was subject to domestic servitude, that highlights the links between exploitation and wider VAWG.</p> <p><b>Harmful Traditional Practices (HTF)</b></p> <p>HTF include female genital mutilation (FGM), honour-based violence, early child and forced marriage, abuse linked to spirit possession and breast ironing. It is acknowledged that there is limited data in respect of all these themes locally, with a reliance on wider national data capture. In Q1 of 2022 the advocacy received two referrals relating to so called ‘honour-based’ violence.</p> <p><b>Forced Marriage &amp; FGM</b></p>
--

<sup>9</sup> Source: [Domestic abuse victim characteristics, England and Wales - Office for National Statistics \(ons.gov.uk\)](https://ons.gov.uk/domestic-abuse-victim-characteristics-england-and-wales)

<sup>10</sup> Source: [Tackling violence against women and girls strategy \(accessible version\) - GOV.UK \(www.gov.uk\)](https://www.gov.uk/government/uploads/system/uploads/attachment_data/file/104444/tackling-violence-against-women-and-girls-strategy-accessible-version.pdf)

<sup>11</sup> Source: [Modern slavery in the UK - Office for National Statistics \(ons.gov.uk\)](https://ons.gov.uk/modern-slavery-in-the-uk)

	<p>In 2020, the Forced Marriage Unit (FMU) gave advice or support in 759 cases related to a possible forced marriage and/or possible female genital mutilation (FGM). This comprised 750 cases solely related to forced marriage, 3 cases related to both forced marriage and FGM, and 6 cases solely related to FGM.</p> <ul style="list-style-type: none"> <li>-603 cases (79%) involved female victims, and 156 cases (21%) involved male victims</li> <li>-Pakistan is routinely the focus country with the largest number of forced marriage cases reported to the FMU.<sup>12</sup></li> </ul> <p>This study reveals that forced marriage is a significant issue for all South Asian communities in the North-East of England. There are specific, gendered implications in the practice of forced marriage, with women and girls experiencing forced marriage differently, and with more serious consequences. While forced marriage is a form of DA, this research has found no increased risk of intimate partner domestic violence in forced marriage cases.<sup>13</sup></p> <p>An examination of data in respect of languages spoken, shows that where English is not a first language, another European language is the second most common language followed by South Asian (Inc. Pakistan and India) in Wandsworth.</p> <p><b>FGM</b></p> <p>FGM is illegal in the UK. It is a practice which takes place worldwide in at least 30 countries in Africa, Asia, and the Middle East</p> <p>NHS reports 2021: There were 1,715 women and girls who had an attendance where FGM was identified in the period between April 2021 and June 2021.<sup>14</sup> 85% of cases undertaken in an African country<sup>15</sup>.</p> <p>London Assembly Reported in 2017 that there were 95 cases associated with Wandsworth.<sup>16</sup></p> <p><b>Local data</b></p> <p>Whilst there is not a commonly based, accessible database for HTP, data is captured via the MARAC.</p> <p><b>Data for 2021</b></p> <table border="1" data-bbox="384 1442 1302 1525"> <thead> <tr> <th></th> <th>HBV</th> <th>FM</th> <th>FGM</th> </tr> </thead> <tbody> <tr> <td>Wandsworth</td> <td>17</td> <td>3</td> <td>2</td> </tr> </tbody> </table>		HBV	FM	FGM	Wandsworth	17	3	2
	HBV	FM	FGM						
Wandsworth	17	3	2						
<p><b>Gender reassignment</b></p>	<p><b>National and Local Data not available</b></p>								

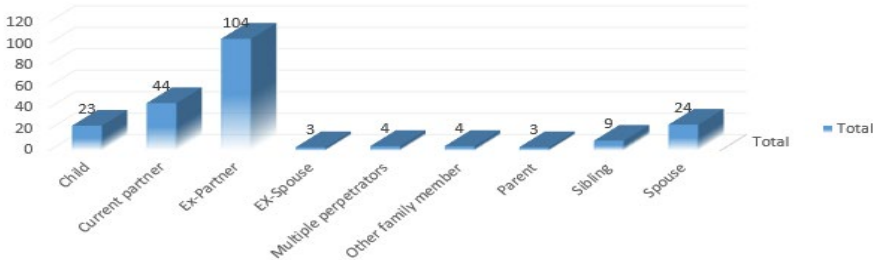
<sup>12</sup> Source: [Forced Marriage Unit statistics 2020 - GOV.UK \(www.gov.uk\)](https://www.gov.uk/government/statistics/forced-marriage-unit-statistics-2020)

<sup>13</sup> Source: [Forced marriage and domestic violence among South Asian communities in North East England \(bris.ac.uk\)](https://www.bris.ac.uk/research/centres-and-institutes/centre-for-research-in-domestic-violence/forced-marriage-and-domestic-violence-among-south-asian-communities-in-north-east-england)

<sup>14</sup> Source: [Female Genital Mutilation - April 2021 to June 2021 - NHS Digital](https://www.nhs.uk/press-releases/2021/06/23/female-genital-mutilation-april-2021-to-june-2021)

<sup>15</sup> Source: [Female Genital Mutilation \(FGM\) - April to June 2021 - Report.pdf \(digital.nhs.uk\)](https://www.digital.nhs.uk/articles-and-news/female-genital-mutilation-fgm-april-to-june-2021-report)

<sup>16</sup> Source [london assembly report - tackling fgm in london.pdf](https://www.london.gov.uk/press-releases/major/london-assembly-report-tackling-fgm-in-london)

	<p>“No robust data on the UK trans population exists.” AND “Since the Gender Recognition Act 2004, 4,910 trans people have been issued a Gender Recognition Certificate”<sup>17</sup></p> <p>This will change with the results of the 2021 Census.</p>																						
<p><b>Marriage and civil partnership</b></p>	<p><b>Research</b></p> <p>In an analysis entitled ‘Domestic Violence, Sexual assault, and Stalking’ it was found that “there are considerable variations in the risk of inter-personal violence by marital status. Among women, domestic violence is highest among those who are separated. This violence may be either on-going from a former partner, or it may be violence during the past year by a husband from whom the woman had separated by the time of the interview.”<sup>18</sup></p> <p>See section on Sex for commentary on forced marriage which is pertinent to this section.</p> <p><b>Local Data</b></p> <p>Whilst the report above is not recent, a dip sample of recent quarterly reports clearly demonstrates a high proportion of abuse is committed by ex-partners.</p> <p style="text-align: center;"><b>RELATIONSHIP WITH PERPTRATOR</b></p>  <table border="1"> <caption>RELATIONSHIP WITH PERPTRATOR</caption> <thead> <tr> <th>Relationship</th> <th>Total</th> </tr> </thead> <tbody> <tr> <td>Child</td> <td>23</td> </tr> <tr> <td>Current partner</td> <td>44</td> </tr> <tr> <td>Ex-Partner</td> <td>104</td> </tr> <tr> <td>Ex-Spouse</td> <td>3</td> </tr> <tr> <td>Multiple perpetrators</td> <td>4</td> </tr> <tr> <td>Other family member</td> <td>4</td> </tr> <tr> <td>Parent</td> <td>3</td> </tr> <tr> <td>Sibling</td> <td>9</td> </tr> <tr> <td>Spouse</td> <td>24</td> </tr> <tr> <td><b>Total</b></td> <td><b>217</b></td> </tr> </tbody> </table>	Relationship	Total	Child	23	Current partner	44	Ex-Partner	104	Ex-Spouse	3	Multiple perpetrators	4	Other family member	4	Parent	3	Sibling	9	Spouse	24	<b>Total</b>	<b>217</b>
Relationship	Total																						
Child	23																						
Current partner	44																						
Ex-Partner	104																						
Ex-Spouse	3																						
Multiple perpetrators	4																						
Other family member	4																						
Parent	3																						
Sibling	9																						
Spouse	24																						
<b>Total</b>	<b>217</b>																						
<p><b>Pregnancy and maternity</b></p>	<p><b>Research</b></p> <p>Pregnancy is a recognised risk factor in respect of abuse, with Refuge reporting that “domestic violence during pregnancy puts a pregnant woman and her unborn child in danger. It increases the risk of miscarriage, infection, premature birth, low birth weight, foetal injury and foetal death”<sup>19</sup></p> <p><b>Local Demand</b></p> <p>In Wandsworth in 2021 4% of all survivors discussed at the MARAC were pregnant. It should be noted that this % has been relatively static, but the volume has increased. In other words, more pregnant women have been placed at high risk of serious harm over the past two years.</p>																						

<sup>17</sup> Source: [Trans people in the UK \(publishing.service.gov.uk\)](https://publishing.service.gov.uk)

<sup>18</sup> Source: [\[ARCHIVED CONTENT\] \(nationalarchives.gov.uk\)](https://nationalarchives.gov.uk)

<sup>19</sup> Source: [Domestic violence and pregnancy - Refuge Charity - Domestic Violence Help](https://www.refuge.org.uk/domestic-violence-and-pregnancy)



	WANDSWORTH	2019	2020	2021	2021 v 2019 % increase
	MARAC	393	480	675	+71%
	Advocacy	<del>861</del>	<del>997</del>	1063	+23

**MARAC (2021/22 annual report)**

- Cases with children – 50%, increase from last year’s 47%
- 9% of cases with children were referred by Children’s services
- Of 648 cases discussed, there were 662 children involved
- Repeat cases with children – 10%, increase from last year’s 6%  
43% of repeat cases with children were made by Children’s Services
- Victims under 18 – 1.2%, decrease from last year’s 2%
- Perpetrators under 18 – 2.1%, slight increase from last year’s 2%

**Race/ethnicity**

**Commentary on Population Levels**  
Wandsworth has a diverse population with 2019 figures indicating just under 30% of the population are from ethnic minority backgrounds. This figure is less than London as a whole (43%).<sup>20</sup>

Of the black and ethnic minority population in Wandsworth (30% of the total population) 36% are of Black/African/Caribbean/British background, with just under 35% being of Asian/Asian British background. 20% are from a mixed/multiple ethnic groups whilst the remaining 9% are from another ethnic group.<sup>21</sup>

Please be aware the 2021 census data is pending but will be able to provide a more up to date evaluation of the demographics of the borough in due course.

**Commentary on VAWG – Safelives**  
“Whilst ethnic minority women are disproportionately impacted by specific forms of violence against women and girls – such as forced marriage and “honour”-based violence – their experiences of violence are often intersecting and overlapping (Thiara, 2012). In other words, an ethnic minority woman could experience “honour”-based violence in the context of domestic abuse. Despite being just as likely to experience abuse as any other ethnic group, research shows that the level of disclosure for ethnic minority victims of domestic abuse is far lower than that of the general population (Walby & Allen, 2004). From our own national dataset of 42,000 cases, we know that victims from minority backgrounds typically suffer abuse for 1.5 times longer before getting help than those who identify as White, British or Irish”.<sup>22</sup>

**Commentary on Local Domestic Abuse Statistics**  
Wandsworth: BME victims account for approximately 38% of domestic abuse victims and there has been limited variation in the individual ethnic group proportions over the past 3 years.

<sup>20</sup> [Ethnic Groups by Borough - London Datastore](#)

<sup>21</sup> <https://www.datawand.info/population-slicer/>

<sup>22</sup> Source: [Supporting B&ME victims – what the data shows | Safelives](#)

	<p>There are difficulties in comparing the ethnic profile of victims with the ethnic composition of the boroughs due to the discrepancies between police recorded ethnicity and census recorded ethnicity. Individuals who self-identified as mixed ethnicity within the census (Wandsworth: 4%) would be captured under a single ethnic group with respect to crime. As such, the two datasets are not directly comparable.</p> <p>The use of the term BAME risks treating communities as homogenous and fails to take into account the breadth of communities. This risks, services not addressing cultural needs and understanding.</p> <p>Recent community conversations (December 2021) demonstrated the breadth of communities affected by VAWG, also highlighted varied cultural barriers to seeking support, such as stigma, patriarchal cultures, fear of bringing shame on families. They have also opened the links to community groups and leaders, such as the Ahmadiyya Muslim community</p> <p><b>DHRs</b></p> <p>There has been one recently published review in Wandsworth. This review involved a French victim, subject to domestic servitude, that clearly demonstrates the need for VAWG to take into account the wider subjugation of women more broadly.</p> <p>There are three ongoing reviews in Wandsworth. One of the ongoing reviews highlights the opportunity to engage with faith groups, to raise awareness of domestic abuse and accessing services.</p> <p>Whilst the other DHRs are ongoing, two of the reviews clearly show the necessity to engage with and work with the breadth of cultures, nationality, and social demographic of the boroughs.</p> <p>These incidents demonstrate the cross-cutting nature of abuse, in terms of culture, nationality and social demographic.</p>
<p><b>Religion and belief, including non belief</b></p>	<p>Please see similar issues to those included in the Race and Ethnicity and Sex sections above that relate to honour-based violence and forced marriage that may be linked to religious, as well as cultural, beliefs.</p>
<p><b>Sexual orientation</b></p>	<p><b>Research</b></p> <p>Safelives reports the following: LGBTQ+ twice as likely to self-harm and attempted suicide - more likely to be abused by multiple perpetrators, twice as likely to have experienced familial domestic abuse.</p> <p>ONS estimates that 2.2% of the UK population is LGBTQ+</p> <p><b>Local Data – MARAC</b></p> <p>MARAC: In Wandsworth, 3% of cases heard in 2021/22 were LGBTQ+, the proportion has risen from levels two years ago, Safelives recommends that there should be between 2.5 and 5% of cases that are LGBTQ+</p>

	<p><b>Crime</b> The needs assessment showed that in Richmond 4% of cases were same sex and for Wandsworth this was 5%.</p> <p><b>Advocacy Services</b></p> <p>In Q1 of 2022 the advocacy service reported the below breakdown in referrals which highlights a need for better data collection.</p> <table border="1" data-bbox="375 539 1383 891"> <tr> <td>Bisexual</td> <td>3</td> </tr> <tr> <td>Gay or lesbian</td> <td></td> </tr> <tr> <td>Not entered</td> <td>133</td> </tr> <tr> <td>Prefer not to say</td> <td>2</td> </tr> <tr> <td>Straight/Heterosexual</td> <td>115</td> </tr> <tr> <td>Unknown</td> <td>9</td> </tr> <tr> <td><b>Grand Total</b></td> <td><b>262</b></td> </tr> </table>	Bisexual	3	Gay or lesbian		Not entered	133	Prefer not to say	2	Straight/Heterosexual	115	Unknown	9	<b>Grand Total</b>	<b>262</b>
Bisexual	3														
Gay or lesbian															
Not entered	133														
Prefer not to say	2														
Straight/Heterosexual	115														
Unknown	9														
<b>Grand Total</b>	<b>262</b>														
<p><b>Across groups i.e. older LGBT service users or Black, Asian &amp; Minority Ethnic young men.</b></p>	<p><b>Victim Cross-analysis</b> The demographic characteristics were combined in the needs assessment to identify if there are particular, specific groups most at higher risk of domestic abuse.</p> <ul style="list-style-type: none"> <li>9.5 female victims per 1,000 residents aged 16+, all ethnicities and the highest risk female groups: Black 18-24 (38.2) &amp; 25-44 (28.0); Asian 18-24 (26.9)</li> </ul> <p>Further cross analysis showed that there was strong correlation with social deprivation.</p> <p><b>Domestic Homicide Reviews</b></p> <p>There are three ongoing reviews. In one case, there is a clear risk of intersectionality in respect of race/faith and age. In another case, the victim had complex needs relating to substance misuse and challenges with her mental health.</p> <p>National research and local data clearly show that many victims of domestic abuse live with mental illness and/or have substance misuse issues.</p> <p>These do not naturally sit within any one of the protected characteristics, but rather demonstrate the complex needs and vulnerability of many victims of domestic abuse, that we already know is gender biased.</p>														

**Data gaps**

<b>Data gap(s)</b>	<b>How will this be addressed?</b>
Census	There is pending data from the 2021 census which will better inform EINAs moving forward.

Advocacy	There was a new advocacy contract which commences in November 2021 therefore we are lacking in the full 2021/22 picture of advocacy figures. This will not be an issue for the current financial year.
Modern Slavery	There is not currently a succinct way of recording modern slavery, a referral pathway is being created to align with neighbouring boroughs which will mean we can more easily collate and report.
Gender reassignment	More clear data will be available from the 2021 census.  Once the council have a better understanding of the population of Wandsworth there can be targeted work. The council will ask local advocacy services to take note of such information to gain more data.
LGBTQ+ in advocacy	We will advice our advocacy service to better try to gather this information to avoid an over representation of 'unknown' sexuality.

#### 4. Impact

Protected group	Positive	Negative
Age	<p>This paper will address the under-representation and potential systemic invisibility of elderly communities living with domestic abuse. With the project work detailed in the report the Council will be able to target certain cohorts and engage with all communities.</p> <p>With more resources the council could understand the over-representation of young people as sexual offence victims,</p>	No negative impact anticipated.

	ensuring service provision and appropriate support. Targeted training would be provided and in-reach services with schools and educational institutions including engaging with boys to provide sessions on healthy relationships.	
<b>Disability</b>	The provisions set out in the paper will ensure that the multiple barriers confronting disabled communities are understood, ensuring service provision and appropriate support.	No negative impact anticipated.
<b>Sex</b>	Domestic abuse is recognised as a gender biased, where women are disproportionately affected. It is recognised that there is an opportunity to improve the local understanding of the impact of HTF that effect women only. The strategy and developing the co-ordinated community response will enable greater understanding and the resource requested in the paper will allow of this progress to be made.	Male victims of domestic abuse, disenfranchised and lack confidence to seek support as victims of DA Mitigation: (a) the VAWG strategy is very clear that male victims of DA supported (b) Development of male victim focused communications campaign
<b>Gender reassignment</b>		There is no robust local data. Mitigation: the 2021 census will give the council a better idea of where we are starting from before targeted work can commence.
<b>Marriage and civil partnership</b>	The VAWG strategy addresses the link between separation as a risk factor and domestic abuse, through continued survivor involvement and coordinated community response in developing local awareness and service delivery. The provision in this paper will drive forward the strategy action plan.	No negative impact anticipated.

<b>Pregnancy and maternity</b>	The provisions set out in this paper will mean a more robust and consistent service to survivors.	No negative impact anticipated.
<b>Race/ethnicity</b>	<p>A public communication, awareness raising and training scheme will mean that we can better target over and underrepresented groups and increase exposure meaning more people understand what assistance is available to them.</p> <p>Enhanced training can be provided to inform practitioners of cultural sensitivities.</p> <p>With enhanced provision the Council would aim to reach all communities living in Wandsworth.</p>	No negative impact anticipated.
<b>Religion and belief, including non belief</b>	As above	No negative impact anticipated.
<b>Sexual orientation</b>	As above	

**5. Actions to advance equality, diversity and inclusion**

<b>Action</b>	<b>Lead Officer</b>	<b>Deadline</b>
Targeted outreach work to engage with overrepresented cohorts.	Miranda Hibbert/ VAWG Community Safety Officer	
Identifying training and gaps in provision and filling these through focused project work	Miranda Hibbert/ VAWG Community Safety Officer	

**6. Further Consultation (optional section – complete as appropriate)**

<b>Consultation planned</b>	<b>Date of consultation</b>
NA	NA